




86 82 78 74 70 66 62 58 54 50 46 42 38 34 30 26 22 18 14 10 6 2 0 2 6 10 14 18 22 26 30 34 38 42 46 50 54 58 62 66 70 74 78 82 86 90 94 98 102 106 110 114 118 122 126 130 134 138 142 146 150 154 158 162 166 170 174 178 182 186

118
114
110
106
102
98
94
90
86
82
78
74
70
66
62
58
54
50
46
42
38
34
30
26
22
18
14
10
6
2

118
114
110
106
102
98
94
90
86
82
78
74
70
66
62
58
54
50
46
42
38
34
30
26
22
18
14
10
6
2

◇
T-12-N
◇
T-11-N
◇
T-10-N
◇
T-9-N
◇

MUSKEGON COUNTY ROAD COMMISSION MUSKEGON COUNTY COUNTY & STATE TRUCK ROUTES

-  COUNTY AND STATE ALL WEATHER TRUCK ROUTES
-  SPECIAL TANDEM TRUCK ROUTES
-  UNDER JURISDICTION OF OTHER AGENCIES (SHOWN FOR ROUTE CONTINUITY)

BASE LINE HOUSE NO'S



NOTE:
TRUCK ROUT SHOWN ON THIS MAP ARE FOR GENERAL INFORMATION PURPOSES. TERMINUS POINTS OF ROUTES ARE GRAPHICALLY DEPICTED ON THIS MAP AND MAY NOT BE EXACTLY AS SHOWN DUE TO MAP SCALE. THE INFORMATION CONTAINED ON THIS MAP IS SUBJECT TO CHANGE OR REVISIONS FOLLOWING PUBLICATION.



R-18-W <> R-17-W <> R-16-W <> R-15-W <> R-14-W <> R-13-W <>

MUSKEGON COUNTY ROAD COMMISSION

TABLE OF MAXIMUM ALLOWABLE GROSS AXLE LOADING

Spacing Between Axles	Normal Loading (per axle) Max. Speed Limit 55 MPH	Seasonal Load Limitations Max. Speed Limit 35 MPH
9 feet or more	18,000 lbs.	11,700lbs
Less than 9 feet but more than 3 1/2 feet	13,000 lbs.	8,450 lbs.
(Tandem Assembly)		
All Weather Truck Route	16,000 lbs.	N/A
Special Tandem Route	16,000 lbs.	10,400 lbs.
All Others	13,000 lbs.	8,450 lbs.
Less than 3 1/2 feet	9,000 lbs.	5,850 lbs.
Max. load on any wheel Shall not exceed (lbs. per inch of tire width)	700 lbs.	450 lbs.

ALL WEATHER AND SPECIAL TANDEM TRUCK ROUTES

1. All Weather and Special Tandem Truck Routes allow the following: On any legal combination of vehicles, one (1) Tandem Axle Assembly shall be permitted at a gross weight of 16,000 lbs. per axles and no other Tandem Axle Assembly in such combination of vehicles shall exceed a gross weight of 13,000 lbs. per axle; except: when the gross weight of a combination of vehicles with load does not exceed 73,280 lbs., two (2) Tandem Axle Assemblies shall be permitted at a gross weight of 16,000 lbs. per axle.
2. Tandem Axle Assembly(s) weight of 16,000 lbs. per axle as mentioned above will be allowed only when such assembly(s) is located at least nine (9) feet from any other axle or axle assembly.
3. Special Tandem Truck Routes are subject to Seasonal Load Limitations.

SPECIAL PERMIT INFORMATION

Vehicles or the loads thereon which exceed legal dimensions or weights as require a special transportation permit for travel. Special transportation permits are issued for the movement of oversized or overweight vehicles or loads, which cannot be dismantled, reduced or otherwise rearranged to come within the legal limits.

If you wish to move non-conforming loads or vehicles on Muskegon County roads, please Inquire about permits at the Muskegon County Road Commission, 7700 East Apple Avenue, Muskegon. Phone 231-788-2381, Fax 231-788-5793.

BRIDGE AND ROAD WEIGHT RESTRICTIONS

County Road System

BRIDGE

LOAD LIMIT

Brickyard Road crossing Little Cedar Creek/Cedar Creek Township	30 Ton
Holton-Duck Lake Road crossing Skeels Creek/Holton Township	16 Ton
Lifeguard/Lau Road crossing Pierson Drain Outlet/White River Township	29 / 31 / 53 Ton
McMillan Road crossing Bear Creek/Dalton Township	42 / 67 / 82 Ton
Patterson County Park Bridges/Ravenna Township	5 Ton
Schow Road crossing Skeels Creek 0.05 mi South of Meinert Rd/Holton Township	3 Ton
Shaw Road crossing Crockery Creek/Casnovia Township	42 / 65 / 82 Ton
Sternberg Road crossing Norris Creek/Sullivan Township	42 / 67 / 82 Ton

***Note:** For Bridges with multiple value weight limit postings;
These values apply to single unit / tractor-semitrailer and trailer situations

ROAD

Brooks Road Hts. Ravenna to Summit/Sullivan Township	25 Ton
Summit Avenue Brooks to Wolf Lake Road/Sullivan Township	25 Ton